

CDS End to End Sequence Diagrams

Abstract

This document defines the end to end message flows for a variety of scenarios. This document has been created mid-way through an agile process and is therefore subject to change. Where the programme has not yet elaborated a requirement in a specific area, this has been identified within the document.

Origin/Author: Ben Wallis

Date Issued: 24.04.18

Status: Issued

Prepared by: HMRC (CDIO (C&IT) – CDS)

CDS End to End Sequence Diagrams

Contents

1. Introduction	3
1.1 Scope	3
1.2 References	3
2.1 Scenarios Described.....	4
2.1.1 CSP Specific Transactions	4
2.2 Message Flow	5
2.2.1 Submitting a Pre-lodged Declaration	5
2.2.2 Arriving a Declaration	9
2.2.3 Submitting an Arrived Declaration.....	16
2.2.4 Submitting a Supplementary Declaration	22
2.2.5 Submitting a Pre-lodged Declaration (NILP)	24
2.2.6 Arriving a Declaration (NILP)	26
2.2.7 Export.....	30
2.2.8 Declaration Amendment	30
2.2.9 Declaration Invalidation	30
Document Control	31
Statement of Confidentiality	31

CDS End to End Sequence Diagrams

1. Introduction

1.1 Scope

This document defines the end to end sequencing for the submission of a declaration, an amendment, an invalidation, as well as the export inventory linking transactions. All processes are largely triggered from the receipt of a declaration or an additional message in the WCO format. The main focus of this document is imports as this has been the focus of the CDS programme so far. This document will be updated for the detail regarding exports at the appropriate time.

Where XML is mentioned in this document, for declaration messages it refers to the new UCC/WCO declaration standard to be used by CDS. Note that external CDS interfaces follow the WCO format, but validation will follow the UCC/EUCDM standard. For inventory linking messages, it refers to the updated XML standard which replaces the current EDIFACT standard used for CHIEF.

This document does not cover connectivity, technical acknowledgements or the requirements on how to populate the header record, this should be covered in the API specification [1].

1.2 References

Doc Ref	ID	Document Title	Version	Location
CDS 03	1	Customs Declaration API	V1.0	Developer Sandbox: https://test-developer.service.hmrc.gov.uk/api-documentation/docs/api/service/customs-declarations/1.0

CDS End to End Sequence Diagrams

2.1 Scenarios Described

For imports, the following scenarios have been covered:

- Submitting a pre-lodged declaration through a CSP into CDS, where that declaration needs to be inventory linked.
- The flow following the receipt of the goods arrival message from a CSP.
- Submitting an arrived declaration through a CSP into CDS, where that declaration needs to be inventory linked.
- Submitting a supplementary declaration into CDS.
- Submitting a pre-lodged declaration into CDS, where the declaration does not need to be inventory linked. These could go through a CSP, but are not shown on the diagram.
- Submitting a goods arrival message into CDS, where the declaration does not need to be inventory linked. These could go through a CSP, but are not shown on the diagram.

Scenarios yet to be finalised.

- Amending the Declaration
- Invalidating the Declaration
- Export Declaration Submission
- Export Arrival
- Export Anticipated Arrival
- Export Departure
- Export Consolidation Request (Association / Disassociation)
- Export Shut Consolidation

2.1.1 CSP Specific Transactions

In the below sequence diagrams, the majority show the CSP as the 'submitter' of the declaration. As the submitter, they will be the first system to receive any response from CDS. The majority will be primarily of interest to the declarant. There are however, a series of CSP specific transactions which should only be received and processed by the CSP system. These are:

- inventoryLinkingImportValidateMovementRequest
- inventoryLinkingImportValidateMovementResponse
- inventoryLinkingImportDeclarationStatusNotification
- inventoryLinkingImportArriveGoods

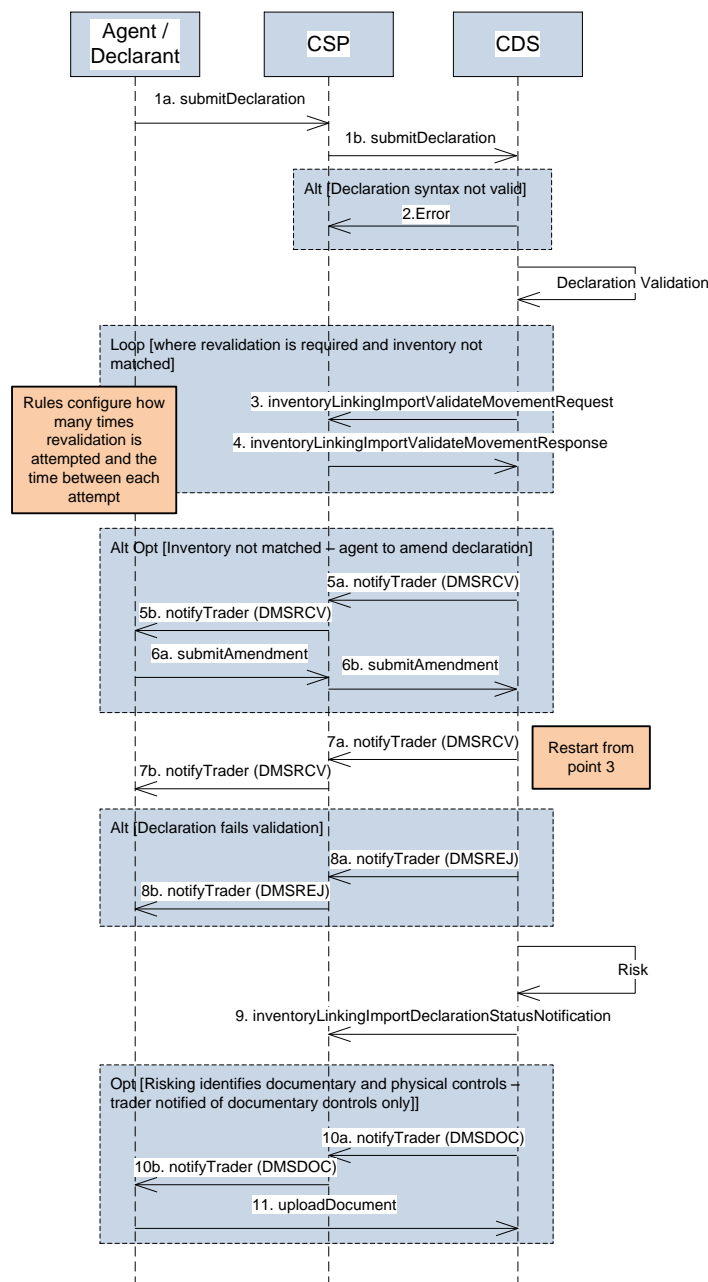
Every other response from CDS, the DMSxxx notifications, will be routed primarily to the submitter of the declaration. It is the responsibility of the submitter to then route the notifications to the declarant if appropriate.

CDS End to End Sequence Diagrams

2.2 Message Flow

The below message flows describe the interactions between the key L0 components as the declaration goes through its lifecycle. The trader notifications are shown as pushes out to the original submitter, but it is possible to pull these notifications as well. Full details of the pull services are within the API documentation. The notifications have also been shown as separate, rather than consolidated. For the majority of supplementary declarations the DMSTAX and DMSROG/CLE will be consolidated. Frontier declaration notifications are yet to be elaborated fully, but it is unlikely they can be consolidated in a similar way due to the DMSTAX notification being utilised as a payment instruction notification.

2.2.1 Submitting a Pre-logged Declaration



CDS End to End Sequence Diagrams

ID	Operation	Description
1a	submitDeclaration	Submission of the advance/pre-lodged declaration. This could be the full declaration (Type D), or the simplified version (Type E or F).
1b	submitDeclaration	
2	HTTP error response	Standard error response where the schema does not pass validation at the MDTP level. The mechanism of this error should be defined in the API Schema documentation.
3	inventoryLinkingImportValidateMovementRequest	<p>This service will be used to request a CSP to check whether they can identify the ICR on the declaration, and that the number of packages matches against the inventory record.</p> <p>ICS/ROE Values: the status of the declaration (ICS) will be 1 (Declaration Validation), and the ROE will be 0 (meaning 'to be determined' as the declaration has not been risked yet).</p>
4	inventoryLinkingImportValidateMovementResponse	The response back to the CDS service which comprises of the schema as defined. The key value will be the IRC which specifies whether the match has been successful. CDS will transform the CSP response into a DMS-valid response. Where the IRC is '000', then an 'empty' validation result will be passed to DMS. Else, a specific entry management service validation result (EMSV001) will be passed back. This error code is the trigger for the re-validation loop as specified in the Inventory Linking Import specification.
5a	notifyTrader (DMSRCV)	Part of an alternative flow where the Inventory Return Code has returned a mismatch. This will cause the DMSRCV notification to be sent back notifying the trader of the inventory mismatch. The notification will contain a
5b	notifyTrader (DMSRCV)	

CDS End to End Sequence Diagrams

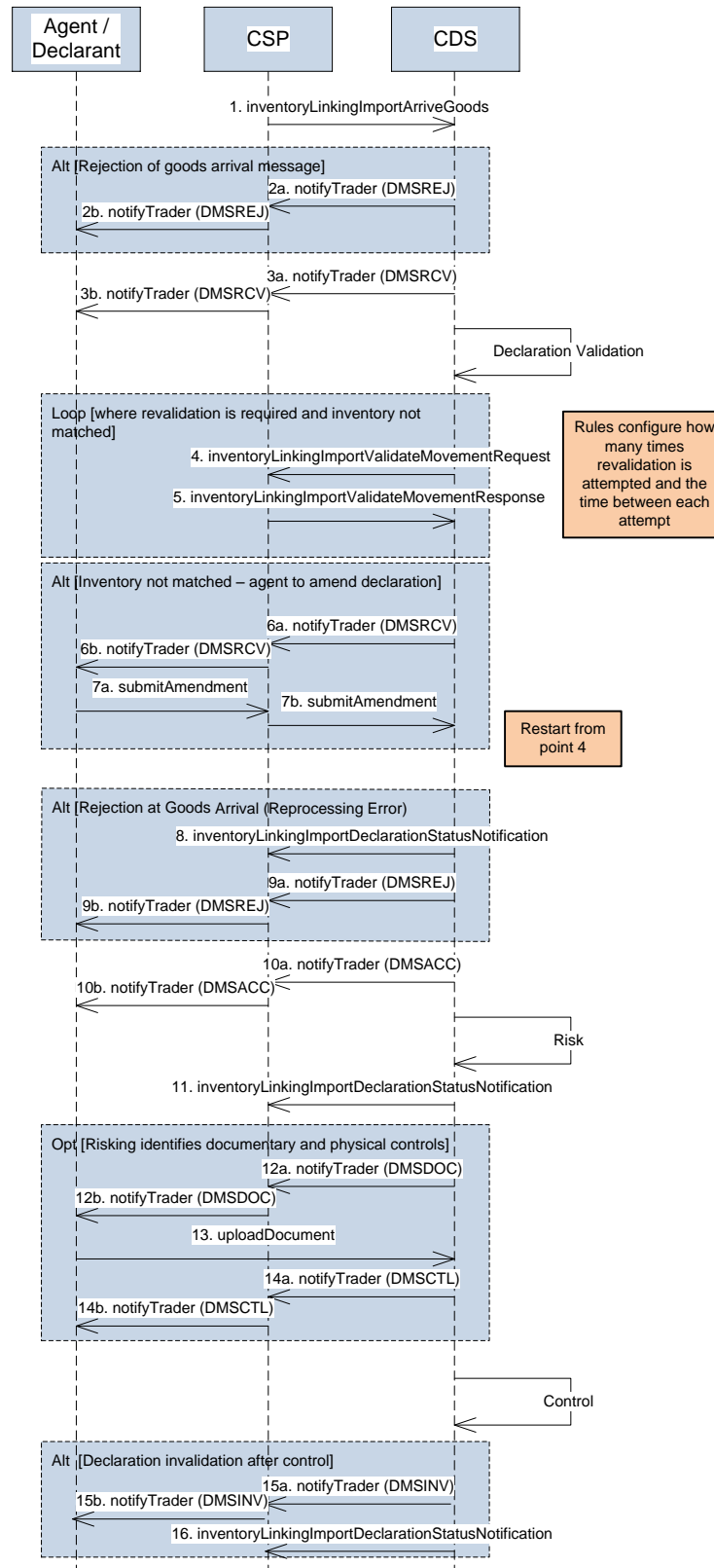
ID	Operation	Description
		RevalidationRequiringValidationResult to differentiate this from a standard registration notification.
6a	submitAmendment	<p>In the case of a non-match, an amendment may be needed to rectify the declaration, rather than the consignment record on the CSP system. The declaration service allows an actor to submit an amendment into the CDS service, which will cause a re-validation of the declaration, including the inventory reference and total packages.</p> <p>ICS / ROE Values (on re-validation):</p> <p>The process will then return to step 3. When the revalidation occurs with CSPs the message will contain an ICS of 7 (Declaration Correction Validation) and ROE of 0 (No risk performed yet).</p>
6b	submitAmendment	
7a	notifyTrader (DMSRCV)	<p>The submitter is notified of a change in status of the declaration. Following successful inventory linking and validation, this provides the positive response back to the trader that the pre-lodged declaration has been registered. A timer now starts for the goods arrival message to be submitted. If the arrival is not received within 30 days, the declaration is invalidated.</p> <p>Any credibility checks identified during validation will be passed back here as separate validationResults.</p>
7b	notifyTrader (DMSRCV)	
8a	notifyTrader (DMSREJ)	<p>Operation to notify the submitter that the declaration has failed validation and is rejected. This is an end-state and no further</p>
8b	notifyTrader (DMSREJ)	

CDS End to End Sequence Diagrams

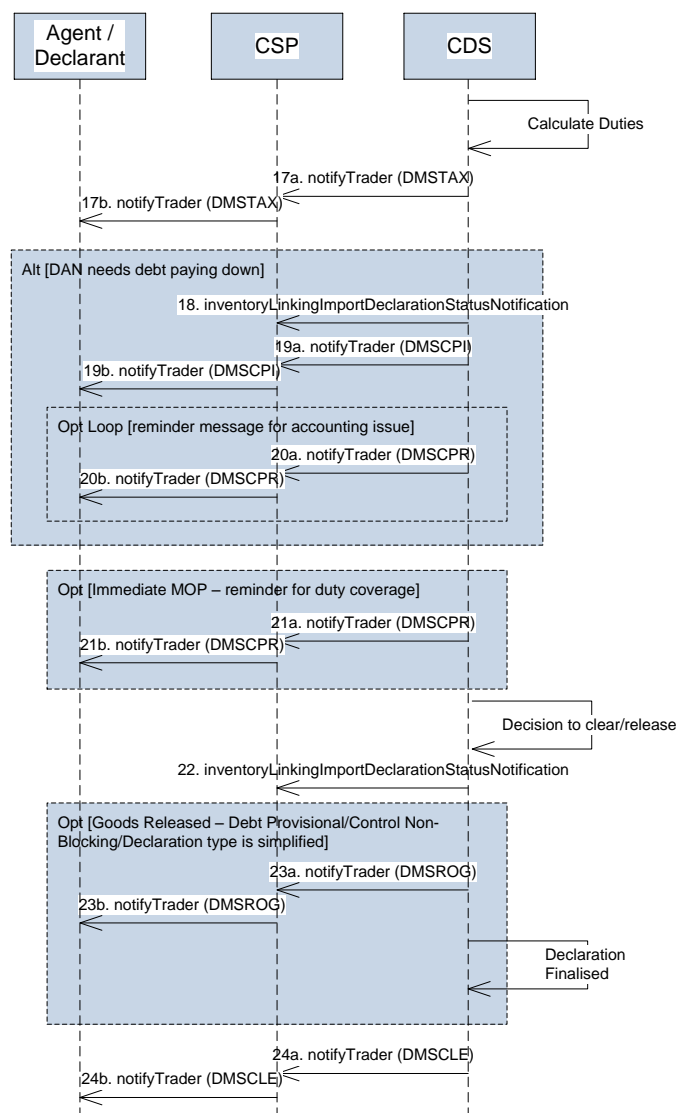
ID	Operation	Description
		action can be taken on the declaration, nor any further processing within CDS. A new declaration will need to be submitted if the intention is to still import the same goods.
9	inventoryLinkingImportDeclarationStatusNotification	<p>Following validation and a positive linking, the declaration is risked. This service will be called to notify the CSP of the potential route of the declaration.</p> <p>ICS/ROE Values:The declaration status (ICS) will be 14 (Declaration Risked), and ROE will be based on the control type</p>
10a	notifyTrader (DMSDOC)	Operation to notify the submitter of the declaration that a documentary control is required. As this declaration is a pre-lodged declaration then there will be no notification to the trader of any potential physical control.
10b	notifyTrader (DMSDOC)	
11	uploadDocument	Following the receipt of the DMSDOC notification, the documentation can be uploaded to the CDS service.

CDS End to End Sequence Diagrams

2.2.2 Arriving a Declaration



CDS End to End Sequence Diagrams



ID	Operation	Description
1a	inventoryLinkingImportArriveGoods	Notification from the CSP that the declaration should now be arrived. The primary key for this message will be the MRN (Entry Number). If transportNationality is included in the arrival message then this will be treated as an amendment to the declaration.
2a	notifyTrader (DMSREJ)	If the arrival message fails validation, then CDS will send a DMSREJ notification to inform the declaration submitter of the error. This will be routed through the CSP.
2b	notifyTrader (DMSREJ)	

CDS End to End Sequence Diagrams

ID	Operation	Description
3a	notifyTrader (DMSRCV)	If the arrival message passes validation, then CDS will send a DMSRCV notification to inform the declaration submitter of the registration of the additional message. This will be routed through the CSP.
3b	notifyTrader (DMSRCV)	
4	inventoryLinkingImportValidateMovementRequest	<p>During the declaration re-validation the linking is re-checked.</p> <p>ICS/ROE Values:The request will have an ICS value of '1' (validation) and an ROE value of '0' (control yet to be performed).</p>
5	inventoryLinkingImportValidateMovementResponse	The response back to the CDS service which comprises of the schema as defined. The key value will be the IRC which specifies whether the match has been successful. CDS will transform the CSP response into a DMS-valid response. Where the IRC is '000', then an 'empty' validation result will be passed to DMS. Else, a specific entry management service validation result (EMSV001) will be passed back. This error code is the trigger for the re-validation loop as specified in Inventory Linking Import specification.
6a	notifyTrader (DMSRCV)	Trader notification to request the individual takes action to correct the declaration in the case of a mismatch between the inventory. Note that this is sent after the first linking failure, the system does not wait for the preceding loop to complete as it could be that the CSP system is updated instead.
6b	notifyTrader (DMSRCV)	
7a	submitAmendment	If in the case of a non-match, an amendment may be needed to rectify the declaration, rather than the CSP system. The declaration service allows an actor to submit an amendent into the DMS system, which will cause a re-validation of the inventory reference and total packages. This will cause the process to re-validate with the CSP (from step 4).
7b	submitAmendment	

CDS End to End Sequence Diagrams

ID	Operation	Description
		<p>ICS / ROE Values (on re-validation):</p> <p>When the revalidation occurs with CSPs the message will contain an ICS of 7 (Declaration Correction Validation) and ROE of 0 (No risk performed yet).</p>
8	inventoryLinkingImportDeclarationStatusNotification	<p>If the declaration fails re-validation after the goods presentation notification, the declaration could be rejected. This could be for a number of reasons, for example, reference data changes, Tariff data updates, business rule config etc. The trader will be required to submit a new declaration conforming to the new data validation.</p> <p>ICS/ROE Values: The notification will contain an ICS of '11' (Declaration Rejection at Goods Arrival) and ROE of '0' (no control yet).</p>
9a	notifyTrader (DMSREJ)	<p>The specific trader notification regarding the rejection of the declaration at re-processing. It will contain the specific validation errors that caused the rejection. There is currently no ability to amend a re-processing error.</p>
9b	notifyTrader (DMSREJ)	
10a	notifyTrader (DMSACC)	<p>The specific trader notification regarding the legal acceptance of the declaration. This effectively sets the tax point.</p> <p>Any credibility checks identified during validation will be passed back here as separate validationResults.</p>
10b	notifyTrader (DMSACC)	
11	inventoryLinkingImportDeclarationStatusNotification	<p>Following validation and a positive linking, the declaration is risked. This service will be called to notify the CSP of the route confirmation.</p> <p>ICS/ROE Values:</p>

CDS End to End Sequence Diagrams

ID	Operation	Description
		The declaration status (ICS) will be 14 (Declaration Risked), and ROE will be based on the control type.
12a	notifyTrader (DMSDOC)	Operation to notify the submitter of the identification of a documentary control. This is used to notify the trader of the required control, but also as a request to upload specific documentation.
12b	notifyTrader (DMSDOC)	
13	uploadDocument	Following the receipt of the DMSDOC notification, the documentation can be uploaded to the CDS service.
14a	notifyTrader (DMSCTL)	Potential notification to inform the trader of physical control to be performed against their declaration.
14b	notifyTrader (DMSCTL)	
15a	notifyTrader (DMSINV)	It may be the case that the declaration after control needs to be put in a final state, for example if the goods are abandoned or destroyed. In these circumstances the declaration will be invalidated and the trader notified of this state change.
15b	notifyTrader (DMSINV)	
16	inventoryLinkingDeclarationStatusNotification	CSP notified of the declaration being invalidated (outstanding requirement to provide a detailed reason as to why). ICS code will equal '4' (Declaration Invalidated).
17a	notifyTrader (DMSTAX)	Trader notification providing the debt amounts that have been reserved against their deferment account. This notification can also be used as a prompt for an immediate payment (which will also include a specific payment reference to use). Where the declaration type is simplified, no debt may be liable, depending on the CPC.
17b	notifyTrader (DMSTAX)	
18	inventoryLinkingImportDeclarationStatusNotification	If there is an issue reserving an amount of money against a deferment account (or those similar, e.g.

CDS End to End Sequence Diagrams

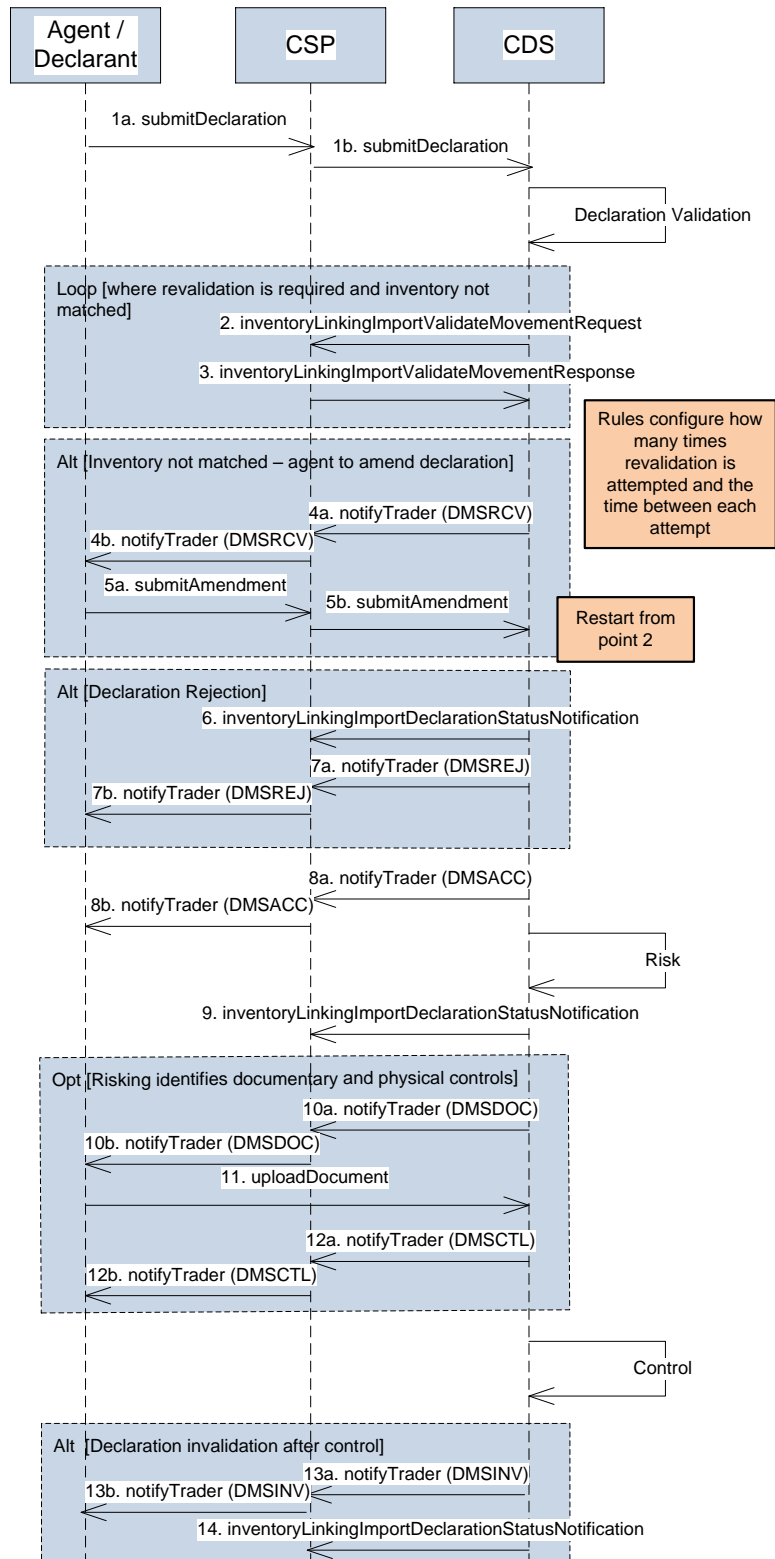
ID	Operation	Description
		<p>cash account), declaration processing will stop while CDS awaiting either a pay down of the debt, or an update to the guarantee. This message is to inform CSPs of the break in the process.</p> <p>ICS/ROE Values: The message will contain an ICS of '17' (Accounting Failure / Insufficient Guarantees).</p>
19a	notifyTrader (DMSCPI)	The trader notification regarding the need to take action against a specific account ID.
19b	notifyTrader (DMSCPI)	
20a	notifyTrader (DMSCPR)	Where action has not been taken on a specific account, once a timer runs out, the trader is provided a reminder. Once the reminder has been sent out, and still no action has been taken, then a task will be raised to either manually chase the trader, or invalidate the declaration.
20b	notifyTrader (DMSCPR)	
21a	notifyTrader (DMSCPR)	Where action has not been taken to cover an immediate payment, once a timer runs out, the trader is provided a reminder. Once the reminder has been sent out, and still no action has been taken, then a task will be raised to either manually chase the trader, or invalidate the declaration.
21b	notifyTrader (DMSCPR)	
22	inventoryLinkingImportDeclarationStatusNotification	<p>The declaration clearance message will notify the CSPs that the goods can be released.</p> <p>ICS/ROE Values: The status (ICS) will either be 3 (Declaration Clearance), or 2 (Declaration Release). There should be no ROE at this point as any control would have been resolved. N.B there may be a requirement to always pass whatever route was applied to the declaration, rather than the current control status. This will need to be resolved in a further release.</p>
23a	notifyTrader (DMSROG)	Where the control allows for the goods to be

CDS End to End Sequence Diagrams

ID	Operation	Description
23b	notifyTrader (DMSROG)	released, but there are still elements that need finalising on the declaration, CDS will inform the trader of 'release of goods'. Following the declaration being finalised (e.g. provisional debt becoming finalised), then the clearance notification will be sent.
24a	notifyTrader (DMSCLE)	Following the declaration process, if the control and the debt is finalised the declaration can be cleared.
24b	notifyTrader (DMSCLE)	Following the declaration process, if the control and the debt is finalised the declaration can be cleared.

CDS End to End Sequence Diagrams

2.2.3 Submitting an Arrived Declaration



CDS End to End Sequence Diagrams



ID	Operation	Description
1a	submitDeclaration	Submission of an arrived declaration. This could be the full declaration (Type A), or the simplified version (Type B or C).
1b	submitDeclaration	
2	inventoryLinkingImportValidateMovementRequest	<p>During the declaration re-validation the linking is re-checked.</p> <p>ICS/ROE Values:The request will have an ICS value of '1' (validation) and an ROE value of '0' (control yet to be performed).</p>
3	inventoryLinkingImportValidateMovementResponse	The response back to the CDS service which

CDS End to End Sequence Diagrams

ID	Operation	Description
		comprises of the schema as defined. The key value will be the IRC which specifies whether the match has been successful. CDS will transform the CSP response into a DMS-valid response. Where the IRC is '000', then an 'empty' validation result will be passed to DMS. Else, a specific entry management service validation result (EMSV001) will be passed back. This error code is the trigger for the re-validation loop as specified in Inventory Linking Import specification.
4a	notifyTrader (DMSRCV)	Trader notification to request the individual takes action to correct the declaration in the case of a mismatch between the inventory. Note that this is sent after the first linking failure, the system does not wait for the preceding loop to complete as it could be that the CSP system is updated instead.
4b	notifyTrader (DMSRCV)	
5a	submitAmendment	<p>If in the case of a non-match, an amendment may be needed to rectify the declaration, rather than the CSP system. The declaration service allows an actor to submit an amendment into the DMS system, which will cause a re-validation of the inventory reference and total packages. This will cause the process to re-validate with the CSP (from step 4).</p> <p>ICS / ROE Values (on re-validation):</p> <p>When the revalidation occurs with CSPs the message will contain an ICS of 7 (Declaration Correction Validation) and ROE of 0 (No risk performed yet).</p>
5b	submitAmendment	
6	inventoryLinkingImportDeclarationStatusNotification	<p>If the declaration fails validation, the declaration is rejected. The CSP is notified as the linking will have already taken place.</p> <p>ICS/ROE Values:</p> <p>The notification will contain an ICS of '5' (Declaration Rejection) and ROE of '0' (no control yet).</p>

CDS End to End Sequence Diagrams

ID	Operation	Description
7a	notifyTrader (DMSREJ)	The specific trader notification regarding the rejection of the declaration. It will contain the specific validation errors that caused the rejection.
7b	notifyTrader (DMSREJ)	
8a	notifyTrader (DMSACC)	<p>The specific trader notification regarding the legal acceptance of the declaration. This effectively sets the tax point.</p> <p>Any credibility checks identified during validation will be passed back here as separate validationResults.</p>
8b	notifyTrader (DMSACC)	
9	inventoryLinkingImportDeclarationStatusNotification	<p>Following validation and a positive linking, the declaration is risked. This service will be called to notify the CSP of the route confirmation.</p> <p>ICS/ROE Values: The declaration status (ICS) will be 14 (Declaration Risked), and ROE will be based on the control type.</p>
10a	notifyTrader (DMSDOC)	Operation to notify the submitter of the identification of a documentary control. This is used to notify the trader of the required control, but also as a request to upload specific documentation.
10b	notifyTrader (DMSDOC)	
11	uploadDocument	Following the receipt of the DMSDOC notification, the documentation can be uploaded to the CDS service.
12a	notifyTrader (DMSCTL)	Potential notification to inform the trader of physical control to be performed against their declaration.
12b	notifyTrader (DMSCTL)	
13a	notifyTrader (DMSINV)	It may be the case that the declaration after control needs to be put in a final state, for example if the goods are abandoned or destroyed. In these circumstances the declaration will be invalidated and the trader notified of this state change.
13b	notifyTrader (DMSINV)	

CDS End to End Sequence Diagrams

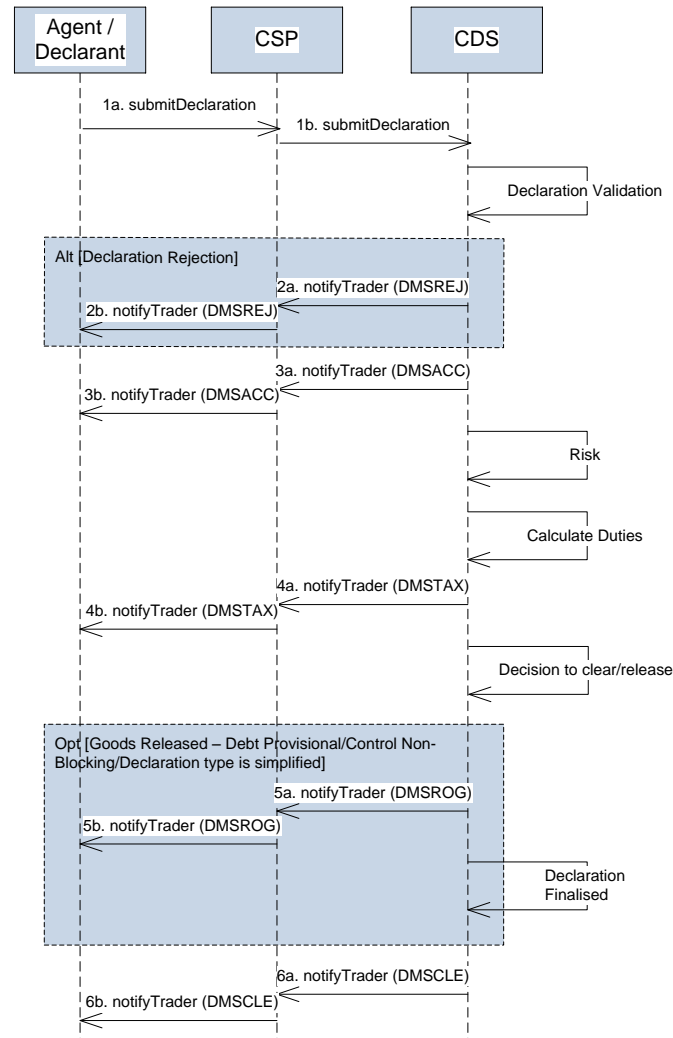
ID	Operation	Description
14	inventoryLinkingDeclarationStatusNotification	<p>CSP notified of the declaration being invalidated (outstanding requirement to provide a detailed reason as to why).</p> <p>ICS code will equal '4' (Declaration Invalidated).</p>
15a	notifyTrader (DMSTAX)	<p>Trader notification providing the debt amounts that have been reserved against their deferment account. This notification can also be used as a prompt for an immediate payment (which will also include a specific payment reference to use).</p>
15b	notifyTrader (DMSTAX)	
16	inventoryLinkingImportDeclarationStatusNotification	<p>If there is an issue reserving an amount of money against a deferment account (or those similar, e.g. cash account), declaration processing will stop while CDS awaiting either a pay down of the debt, or an update to the guarantee. This message is to inform CSPs of the break in the process.</p> <p>ICS/ROE Values: The message will contain an ICS of '17' (Accounting Failure / Insufficient Guarantees).</p>
17a	notifyTrader (DMSCPI)	<p>The trader notification regarding the need to take action against a specific account ID.</p>
17b	notifyTrader (DMSCPI)	
18a	notifyTrader (DMSCPR)	<p>Where action has not been taken on a specific account, once a timer runs out, the trader is provided a reminder. Once the reminder has been sent out, and still no action has been taken, then a task will be raised to either manually chase the trader, or invalidate the declaration.</p>
18b	notifyTrader (DMSCPR)	
19a	notifyTrader (DMSCPR)	<p>Where action has not been taken to cover an immediate payment, once a timer runs out, the trader is provided a reminder. Once the reminder has been sent out, and still no action has been taken, then a task will be raised to either manually</p>
19b	notifyTrader (DMSCPR)	

CDS End to End Sequence Diagrams

ID	Operation	Description
		chase the trader, or invalidate the declaration.
20	inventoryLinkingImportDeclarationStatusNotification	<p>The declaration clearance message will notify the CSPs that the goods can be released.</p> <p>ICS/ROE Values: The status (ICS) will either be 3 (Declaration Clearance), or 2 (Declaration Release). There should be no ROE at this point as any control would have been resolved. N.B there may be a requirement to always pass whatever route was applied to the declaration, rather than the current control status. This will need to be resolved in a further release.</p>
21a	notifyTrader (DMSROG)	Where the control allows for the goods to be released, but there are still elements that need finalising on the declaration, CDS will inform the trader of 'release of goods'. Following the declaration being finalised (e.g. provisional debt becoming finalised), then the clearance notification will be sent.
21b	notifyTrader (DMSROG)	
22a	notifyTrader (DMSCLE)	Following the declaration process, if the control and the debt is finalised the declaration can be cleared.
22b	notifyTrader (DMSCLE)	

CDS End to End Sequence Diagrams

2.2.4 Submitting a Supplementary Declaration



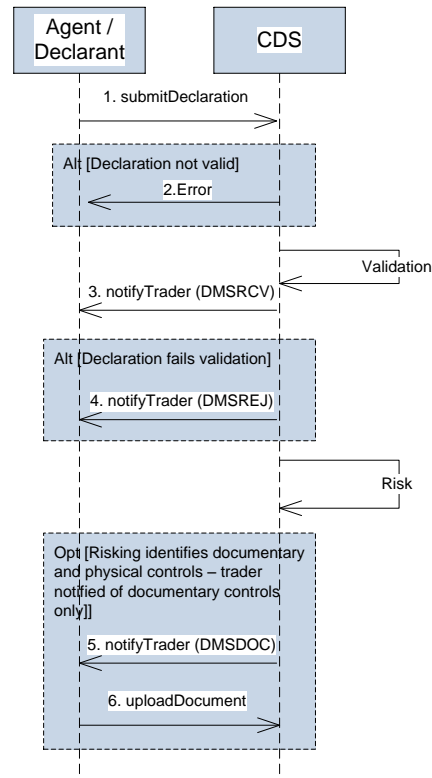
ID	Operation	Description
1a	submitDeclaration	Submission of a supplementary declaration. This could be one of a Type Y or Z.
1b	submitDeclaration	
2a	notifyTrader (DMSREJ)	The specific trader notification regarding the rejection of the declaration. It will contain the specific validation errors that caused the rejection.
2b	notifyTrader (DMSREJ)	
3a	notifyTrader	The specific trader notification regarding the legal acceptance of the declaration. This

CDS End to End Sequence Diagrams

ID	Operation	Description
	(DMSACC)	effectively sets the tax point.
3b	notifyTrader (DMSACC)	Any credibility checks identified during validation will be passed back here as separate validationResults.
4a	notifyTrader (DMSTAX)	Trader notification providing the debt amounts that have been reserved against their deferment account. Only deferred methods of payment can be used for supplementary declarations.
4b	notifyTrader (DMSTAX)	
5a	notifyTrader (DMSROG)	Where the control allows for the goods to be released, but there are still elements that need finalising on the declaration, CDS will inform the trader of 'release of goods'. Following the declaration being finalised (e.g. provisional debt becoming finalised), then the clearance notification will be sent.
5b	notifyTrader (DMSROG)	
6a	notifyTrader (DMSCLE)	Following the declaration process, if the control and the debt is finalised the declaration can be cleared.
6b	notifyTrader (DMSCLE)	Following the declaration process, if the control and the debt is finalised the declaration can be cleared.

CDS End to End Sequence Diagrams

2.2.5 Submitting a Pre-lodged Declaration (NILP)



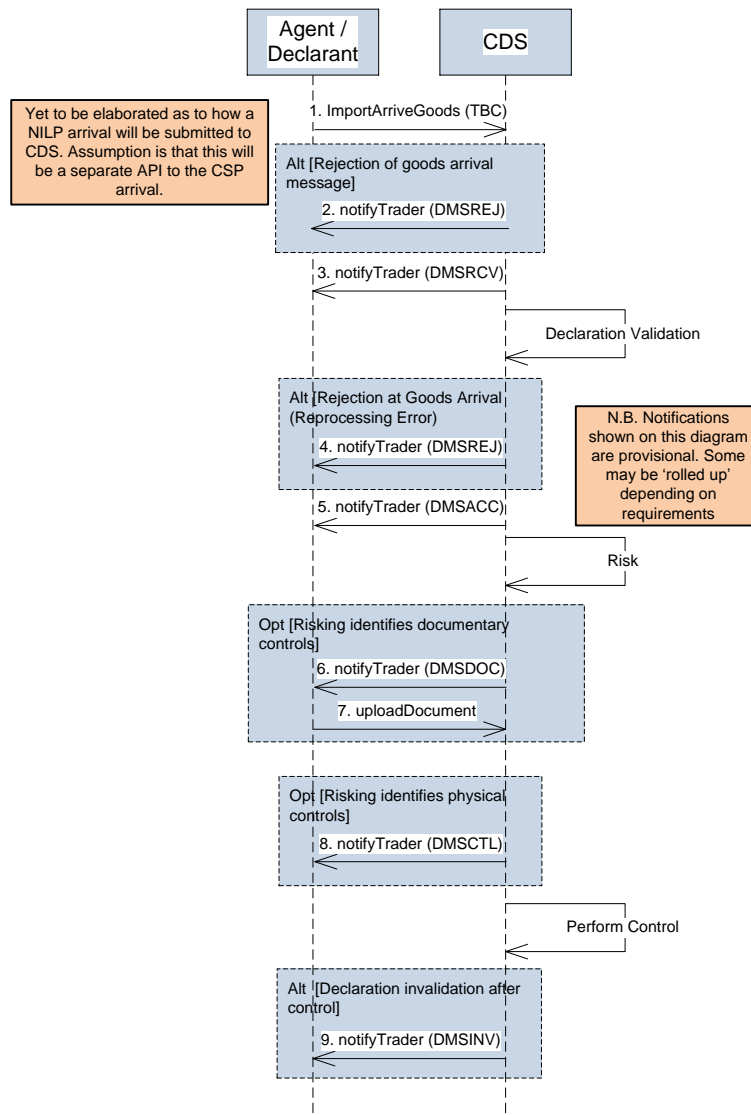
ID	Operation	Description
1	submitDeclaration	Submission of the advance/pre-lodged declaration. This could be the full declaration (Type D), or the simplified version (Type E or F).
2	HTTP error response	Standard error response where the schema does not pass validation at the MDTP level. The mechanism of this error should be defined in the API Schema documentation.
3	notifyTrader (DMSRCV)	The submitter is notified of a change in status of the declaration. Following successful validation, this provides the positive response back to the trader that the pre-lodged declaration has been registered. A timer now starts for the goods arrival message to be submitted. If the arrival is not received within 30 days, the declaration is invalidated.

CDS End to End Sequence Diagrams

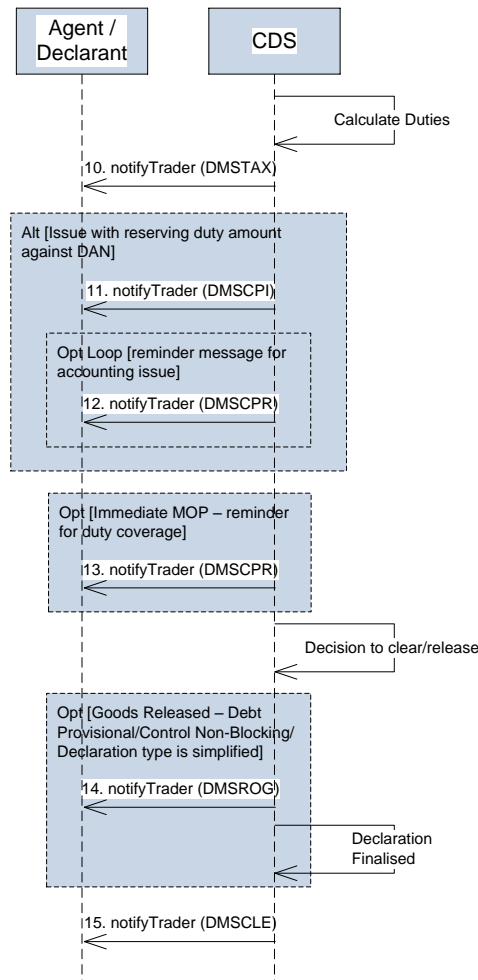
ID	Operation	Description
		Any credibility checks identified during validation will be passed back here as separate validationResults.
4	notifyTrader (DMSREJ)	Operation to notify the submitter that the declaration has failed validation and is rejected. This is an end-state and no further action can be taken on the declaration, nor any further processing within CDS. A new declaration will need to be submitted if the intention is to still import the same goods.
5	notifyTrader (DMSDOC)	Operation to notify the submitter of the declaration that a documentary control is required. As this declaration is a pre-lodged declaration then there will be no notification to the trader of any potential physical control.
6	uploadDocument	Following the receipt of the DMSDOC notification, the documentation can be uploaded to the CDS service.

CDS End to End Sequence Diagrams

2.2.6 Arriving a Declaration (NILP)



CDS End to End Sequence Diagrams



ID	Operation	Description
1	importArriveGoods	Notification from the submitter that the goods have now arrived. N.B. the mechanism for this is yet to be determined.
2	notifyTrader (DMSREJ)	If the arrival message fails validation, then CDS will send a DMSREJ notification to inform the declaration submitter of the error.
3	notifyTrader (DMSRCV)	If the arrival message passes validation, then CDS will send a DMSRCV notification to inform the declaration submitter of the registration of the additional message.
4	notifyTrader (DMSREJ)	The specific trader notification regarding the rejection of the declaration at re-processing. It will contain the specific validation errors that caused the rejection.
5	notifyTrader (DMSACC)	The specific trader notification regarding the legal acceptance of the declaration. This effectively sets the tax point.

CDS End to End Sequence Diagrams

ID	Operation	Description
		Any credibility checks identified during validation will be passed back here as separate validationResults.
6	notifyTrader (DMSDOC)	Operation to notify the submitter of the identification of a documentary control. This is used to notify the trader of the required control, but also as a request to upload specific documentation.
7	uploadDocument	Following the receipt of the DMSDOC notification, the documentation can be uploaded to the CDS service.
8	notifyTrader (DMSCTL)	Potential notification to inform the trader of physical control to be performed against their declaration.
9	notifyTrader (DMSINV)	It may be the case that the declaration after control needs to be put in a final state, for example if the goods are abandoned or destroyed. In these circumstances the declaration will be invalidated and the trader notified of this state change.
9	notifyTrader (DMSTAX)	Trader notification providing the debt amounts that have been reserved against their deferment account. This notification can also be used as a prompt for an immediate payment (which will also include a specific payment reference to use). Where the declaration type is simplified, no debt may be liable, depending on the CPC.
10	notifyTrader (DMSCPI)	The trader notification regarding the need to take action against a specific account ID.
11	notifyTrader (DMSCPR)	Where action has not been taken on a specific account, once a timer runs out, the trader is provided a reminder. Once the reminder has been sent out, and still no action has been taken, then a task will be raised to either manually chase the trader, or invalidate the declaration.
12	notifyTrader (DMSCPR)	Where action has not been taken to cover an immediate payment, once a timer runs out, the trader is provided a reminder. Once the reminder has been sent out, and still no action has been taken, then a task will be raised to either manually chase the trader, or invalidate the declaration.

CDS End to End Sequence Diagrams

ID	Operation	Description
13	notifyTrader (DMSROG)	Where the control allows for the goods to be released, but there are still elements that need finalising on the declaration, CDS will inform the trader of 'release of goods'. Following the declaration being finalised (e.g. provisional debt becoming finalised), then the clearance notification will be sent.
14	notifyTrader (DMSCLE)	Following the declaration process, if the control and the debt is finalised the declaration can be cleared.

CDS End to End Sequence Diagrams

2.2.7 Export

The program has prioritised import functionality over export and as such, a final view on the export interactions are yet to be agreed. As this occurs, this document will be updated with the detail required.

2.2.8 Declaration Amendment

The program is yet to fully implement declaration amendments, so therefore have not been modelled here. This document will be updated when the solution has been finalised.

2.2.9 Declaration Invalidation

This document is yet to be updated with the final design decisions regarding invalidation of declarations. A new version will be distributed when this is understood.

CDS End to End Sequence Diagrams

Document Control

Status:

Author	Ben Wallis
Status	Issued

Change Log:

Version	Date	Author	Comments <i>(please include names of approvers in this section)</i>
V1.0	16.03.18	BW	First release for internal review
V1.1	04.04.18	BW	Updated following internal review
V1.2	05.04.18	BW	Version for external release
V1.3	19.04.18	BW	Updated following trade feedback – additional section added describing which transactions are CSP-only.
V2.0	24.04.18	BW	Tracked changes removed.

Document Reviewer List:

Reviewer	Role
Caroline Wilkins	Customs Policy Interface and Design Lead
Alan Davis	Customs Policy Interface and Design
Dave Morgan	CDS Customs Innovation Lead
Amanda Milne	CDS Risk & Data Product Owner
Carol Carlile	CDS Cutover and Migration
Andy Gatland	CDS CTO
Milo Clark	CDS Delivery Architecture Lead

Statement of Confidentiality

© HM Revenue & Customs 2018.

All rights reserved.